

CONTRIBUTION TO THE KNOWLEDGE OF THE HARVESTMEN (ARACHNIDA: OPILIONES) OF ALBANIA

PLAMEN MITOV

Department of Zoology and Anthropology, Faculty of Biology, University of Sofia, 8 Dragan Zankov Blvd., 1421 Sofia, Bulgaria. E-mail: pmitov@mail.bulgaria.com

Abstract

MITOV P.: Contribution to the knowledge of the harvestmen (Arachnida: Opiliones) of Albania. In GAJDOŠ P., PEKÁR S. (eds): Proceedings of the 18th European Colloquium of Arachnology, Stará Lesná, 1999. Ekológia (Bratislava), Vol. 19, Supplement 3/2000, p. 159-169.

The opilionid fauna of Albania is still poorly known. In the entire literature on this topic from the territory of this country are recorded 31 species, some of which have vague taxonomical status or need confirmation. As a result of examination of material from the collections of the author and of the National Museum of Natural History in Sofia, 20 species were established altogether. Ten of these (*Paranemastoma titanicum* (ROEWER), *Mitostoma cancellatum* (ROEWER), *Trogulus nepaeformis* (SCOPOLI), *Opilio saxatilis* C. L. KOCH, *Opilio transversalis* ROEWER, *Metaplathybunus carneltutii* HADŽI, *Metaplathybunus strigosus* (L. KOCH), *Rilaena balcanica* ŠILHAVÝ, *Lacinius dentiger* (C. L. KOCH), *Amilenus aurantiacus* (SIMON)) are new to the Albanian fauna. For the other 10 species (*Paranemastoma longipes* (SCHENKEL), *Mediostoma humerale* (C. L. KOCH), *Trogulus tricarinatus* (LINNAEUS), *Trogulus graecus* DAHL, *Dicranolasma scabrum* (HERBST), *Metaphalangium cirtanum* (C. L. KOCH), *Opilio parietinus* (DE GEER), *Metaplathybunus grandissimus* (C. L. KOCH), *Lacinius horridus* (PANZER), *Nelima troglodytes* ROEWER) new chorological data are provided.

Introduction

The opilionid fauna of Albania is still poorly known. In the entire literature on this topic (ROEWER, 1914, 1917, 1923, 1950, 1951, 1956, 1957; STRAND, 1919; KOLOSVÁRY, 1940; KRATOCHVÍL, 1937, 1946; SCHENKEL, 1947; RAFALSKI, 1956; ŠILHAVÝ, 1956; KRAUS, 1961; STARĘGA, 1973, 1976a, b; GRUBER, 1974; MARTENS, 1978; KARAMAN, 1995; KOMPOSCH, 2000) from the territory of this country 31 species are recorded, some of them still have vague taxonomical status or are in need of confirmation. These data will be published separately in the future.

Only the papers of STRAND (1919), KOLOSVÁRY (1940) and SCHENKEL (1947) are especially dedicated to the Albanian opilionid fauna. Since these works, no further faunistic data for Albania have been published. Thanks to the Bulgarian expeditions carried out in the period 1992-1995 a significant amount of material was gathered, and so it became possible to make more precise statements on the composition of the opilionid fauna of this interesting country.

Material and methods

The material was collected as follows: 1) on private collecting trips of Stoyan Beshkov (S.B.) (June 1992, April 1994, June 1995), Pavel Stoev (P.S.) and Desislava Zapryanova (D.S.) (May 1994), Petar Tenchev (P.T.) (May 1995), Stanislav Abadzhiev (S.A.) (June 1995), Gergin Blagoev (G.B.) (May 1994, June 1995) through Albania; 2) during expeditions of the BFS and MNHS by Petar Beron (P.B.) and Boyan Petrov (B.P.) (May-June 1993), Teodora Ivanova (T.I.) and Alexej Zhalov (A.Z.) (May-June 1994) and 3) on the 1st "PENSOFT" Albanian expedition by Sergey Golovach (S.G.), Pavel Stoev and Boyan Petrov (May 1995). The material is in the collection of the author and of MNHS (Inv. Nrs. 399-413).

The map of Albania was kindly provided by Pavel Stoev. The names of the localities, given on Fig. 1 can be found in some other maps (see Shqipëria. Karte rrugore (Albania. Road map). M 1: 400 000, Rruga Myslym Keta Tiranë, 1993) with different names, which are given in brackets below: Bogë (Boga), Burrel (Burreli), Dajti Mt. (Dajtit Mt.), Dhërmi (Dhërmiu), Durrës (Durres, Durrësi), Gjirokaster (Gjirokastra), Himarë (Himara), Kamenice (Kamenica), Korçë (Korçe, Korça), Kula Lums (Kula Ljums, Kula e Lumës), Leskovik (Leskoviku), Librazhd (Librazhdi), Llogorasë Pass (Llogara Pass), Paštrik (Paštrik; Pushtrikut, Beshtriqu), Prenjas (Perrenjasi), Sarandë (Sarande, Saranda), Shkodër (Shkoder, Shkodra), Tirana (Tirane), Vlorë (Vlore, Vlorë), Vrissara (Vriseraja).

Abbreviations used: v. - village, BFS- Bulgarian Federation of Speleology, Sofia, MNHS- National Museum of Natural History in Sofia.

Species list

As a result of examination of material from the collections of the author and of the National Museum of Natural History in Sofia, a total of 20 species was established. Ten of them, marked in the text with asterisks, are new to the Albanian fauna.

Nemastomatidae SIMON, 1872

1) *Paranemastoma longipes* (SCHENKEL, 1947) (Fig. 2)

Nemastoma gigas longipes SCHENKEL, 1947: 10, f. 3 (Albania: "Tirana");

Nemastoma longipes (SCHENKEL, 1947): ROEWER, 1951: 116 (Albania: "Tirana")

Material: Tirana Distr., city of Burreli, rock niche, 16.V.1994, leg. A.Z. (1 ♀); Tirana Distr., v. Vorra, 27.VI.1995, leg. S.A. (2 ♂♂, 1 ♀); Tirana Distr., v. Petrela, 300 m a.s.l., artificial galleries on the road, 09.V.1995, leg. P.S. and B.P. (6 ♂♂, 6 ♀♀, 1 juv.); Sarandë Distr., Ionian coast, v. Dhërmi, 100 m a.s.l., leaf litter, 11.V.1995, leg. S.G., P.S. and B.P. (3 juv. (2.6-3.1 mm)).

Distribution: Bosnia and Herzegovina (sub *Nemastoma (Dromedostoma) longipes* (SCHENKEL, 1947))(HADŽI, 1973b).

2) * *Paranemastoma títaniacum* (ROEWER, 1914) (Fig. 2)

Material: Mt. Prokletie, Shkodër Distr., v. Bogë, cave No 25, 23.V.1993, leg. P.B. and B.P. (1 ♂, 2 ♀♀, 1 juv. MHNS: No 400); the same locality, cave No 32, 02.VI.1993, leg. P.B. (1 ♀. MHNS: No 413).

Distribution: Croatia, Bosnia, E Herzegovina, Montenegro (ROEWER, 1914, 1917, 1923, 1951; HADŽI, 1973b; KARAMAN, 1995).

3) *Mediostoma humerale* (C. L. KOCH, 1839) (Fig. 2)

Nemastoma quadripunctatum-humerale (C. L. KOCH, 1839): ROEWER, 1914: 148 (“Albanien: Ochrida”); ROEWER, 1923: 663 (“Albanien: Ochrida”);

Nemastoma quadripunctatum var. humerale (C. L. KOCH): ROEWER, 1917: 147 (“Albanien: Ochrida”);

Nemastoma humerale C. L. KOCH 1839: ŠILHAVÝ, 1956: 143 (“Albánie”).

Material: Vlorë Distr., v. Dukati, 450 m a.s.l., leaf litter, 11.V.1995, leg. S.G., P.S. and B.P. (1 ♂, 1 ♀, 2 juv.); Sarandë Distr., Ionian coast, v. Dhërmi, under stones, 02.V.1994, leg. P.S. (2♂♂ 2♀♀); the same locality, 100 m a.s.l., leaf litter, 11.V.1995, leg. S.G., P.S. and B.P. (1 juv.); Sarandë Distr., Ionian coast, v. Lukove, under stones, 05.V.1994, leg. P.S. and D.Z. (3 ♂♂, 2 ♀♀); Gjirokaster, the castle, under stones, 06.V.1994, leg. P.S. (1 ♀); Sarandë Distr., Ionian coast, v. Butrinti, 04.VI.1995, leg. G.B. (1 ♀).

Distribution: Greece, S Serbia (ROEWER, 1914, 1917, 1923, 1951; HADŽI, 1927; ŠILHAVÝ, 1956; GRUBER, 1976; RAMBLA, 1976). According to J. GRUBER (pers. comm.) the records from Romania, Bavaria and Switzerland are erroneous and are based on ROEWER (1914).

Remarks: GRUBER (1976) synonymized *Nemastoma graecum* ROEWER, 1917 sub *Nemastoma humerale* C. L. KOCH, 1839 and placed the latter in *Mediostoma* KRATOCHVÍL, 1958.

4) * *Mitostoma cancellatum* (ROEWER, 1917) (Fig. 2)

Material: Leskovik Distr., cave near the road Permet (Permeti)-Leskovik (5 km before Leskovik), 900 m a.s.l., 12.V.1995, leg. P.S. and B.P. (1 ♂, 2 ♀♀, 1 juv.).

Distribution: Bosnia and Herzegovina, Montenegro, Serbia (ROEWER, 1917, 1923, 1951; ŠILHAVÝ, 1939; HADŽI, 1973a; KARAMAN, 1995).

Dicranolasmatidae SIMON, 1879

5) *Dicranolasma scabrum* (HERBST, 1799) (Fig. 3)

Dicranolasma scabrum: GRUBER, 1974: 78 (“Albanien: Paštrik”); STAREGA, 1976a: 68 (“Albanien”); STAREGA, 1976b: 305 (“Albanien”).

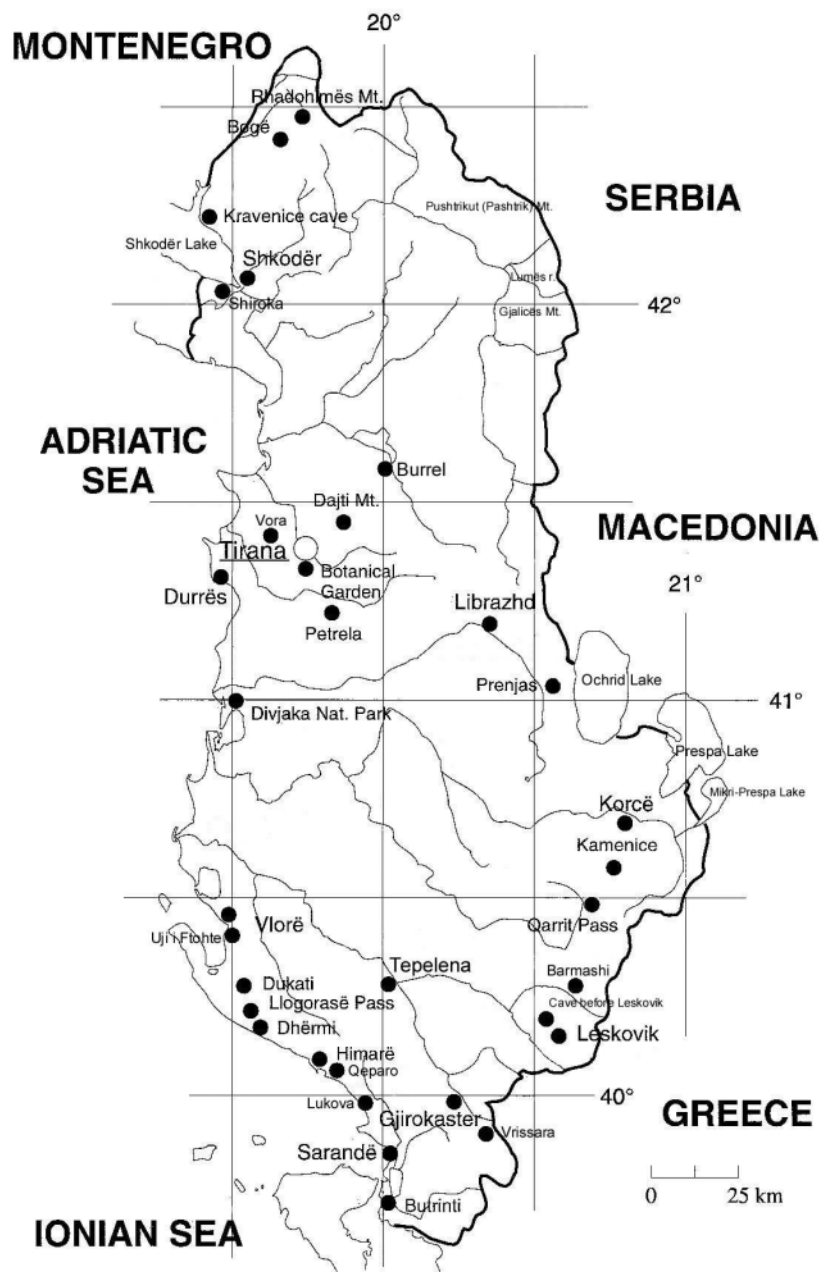


Fig. 1. Map of Albania. Collecting sites of Opiliones (●).

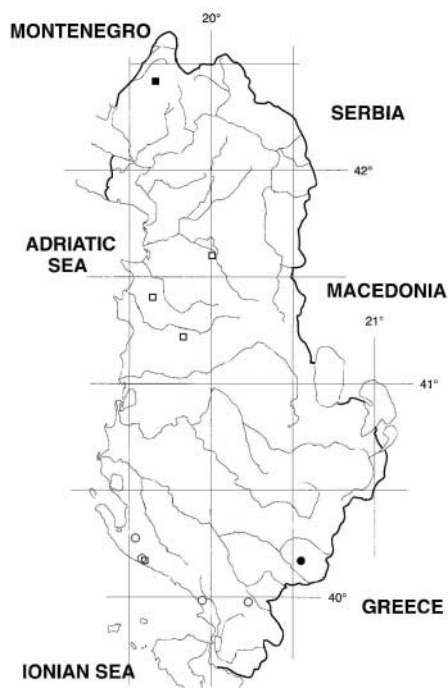


Fig. 2. New records of *Paranemastoma titaniacum* (ROEWER, 1914) (■), *Paranemastoma longipes* (SCHENKEL, 1947) (□), *Mediosstoma humerale* (C. L. KOCH, 1839) (○) and *Mitostoma cancellatum* (ROEWER, 1917) (●) in Albania.

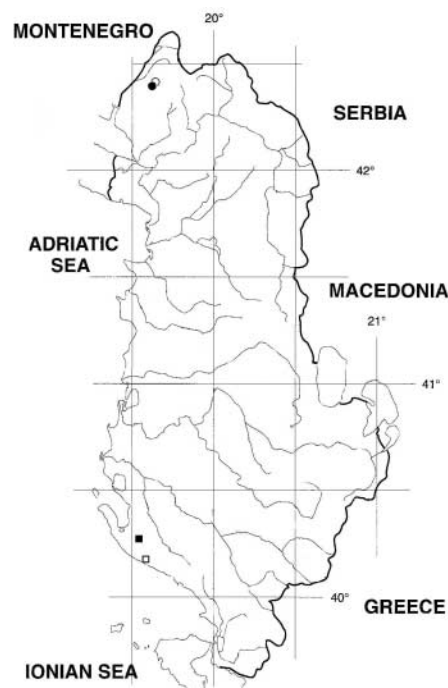


Fig. 3. New records of *Dicranolasma scabrum* (HERBST, 1799) (■), *Trogulus tricarinatus* (LINNAEUS, 1758) (○), *Trogulus nepaeformis* (SCOPOLI, 1763) (●) and *Trogulus graecus* DAHL, 1903 (□) in Albania.

Material: Tirana, Kopshti botanik (=Botanical Garden), leaf litter and bark, 08.V.1995, leg. S.G., P.S. and B.P. (11 ♂♂, 3 ♀♀, 5 juv.); Vlorë Distr., near v. Dukati, 450 m a.s.l., leaf litter, 11.V.1995, leg. S.G., P.S. and B.P. (4 juv.).

Distribution: Austria, former Yugoslavia, Hungary, Slovakia, Romania, Bulgaria, Greece (HADŽI 1973; STARĚGA 1976b; MARTENS 1978).

Trogulidae SUNDEVALL, 1833

6) *Trogulus tricarinatus* (LINNAEUS, 1758) (Fig. 3)

Trogulus tricarinatus: ROEWER, 1950: 55 ("Albanien: Kula Lums"); STARĚGA, 1976a: 63 ("Albanien"); STARĚGA, 1976b: 298 ("Albanien").

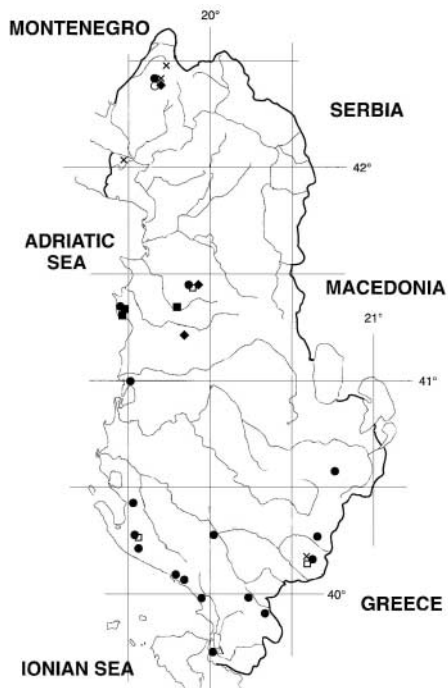


Fig. 4. New records of *Metaphalangium cirtanum* (C. L. KOCH, 1839) (■), *Opilio parietinus* (DE GEER, 1778) (○), *Opilio saxatilis* C. L. KOCH, 1839 (●), *Opilio transversalis* ROEWER, 1956 (▲), *Metaplatybusus grandissimus* (C. L. KOCH, 1839) (□), *Metaplatybusus strigosus* (C. L. KOCH, 1848) (×) and *Metaplatybusus carneltutii* HADŽI, 1973 (◆) in Albania.

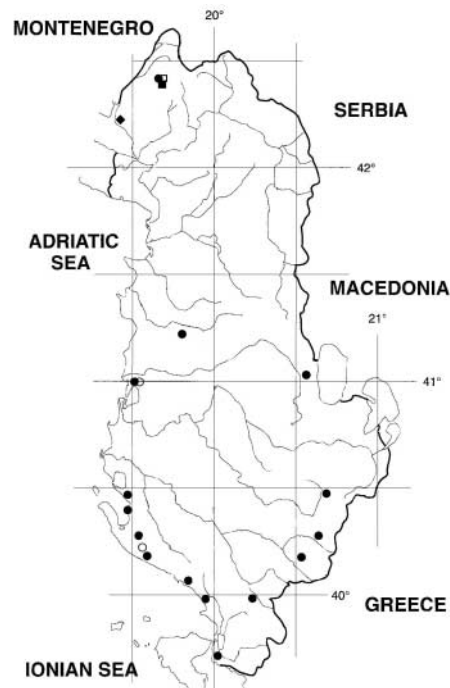


Fig. 5. New records of *Rilaena balcanica* ŠILHAVÝ, 1965 (○), *Lacinius horridus* (PANZER, 1794) (●), *Lacinius dentiger* (C. L. KOCH, 1848) (□), *Amilemus aurantiacus* (SIMON, 1881) (■) and *Nelima troglodytes* ROEWER, 1910 (◆) in Albania.

Material: Distr. Shkodër, v. Bogë, Maya Tchardakut Mt., 1400-1600 m a.s.l., Fagetum, 02.VI.1993, leg. P.B. (1 ♂ (5.75 mm): MHNS: No 410). The shape of glans penis closely resembles the drawings in ŠILHAVÝ (1956, fig. 205) and MUČALICA (1988b, fig. 4a).

Distribution: Widely distributed throughout Europe; also introduced into the USA (MARTENS, 1978).

7) * *Trogulus nepaeformis* (SCOPOLI, 1763) (Fig. 3)

Material: Mt. Prokletie, Distr. Shkodër, v. Bogë, 1550 m a.s.l., Fagetum, 23.V.1993, leg. P.B. and B.P. (1 ♂ (8.5 mm): MHNS: No 412). The shape of glans penis closely resembles the drawing in MARTENS (1978, fig. 269).

Distribution: Widely distributed throughout Europe (MARTENS, 1978).

8) *Trogulus graecus* DAHL, 1903 (Fig. 3)

Trogulus graecus: STAREGA, 1976b: 301 ("Albanien").

Material: Sarandë Distr., Ionian coast, v. Dhërmi, 100 m a.s.l., leaf litter, 11.V.1995, leg. S.G., P.S. and B.P. (1 juv. (9.2 mm)).

Distribution: Bulgaria, Greece, Corfu, European part of Turkey (STAREGA, 1976b).

Phalangiidae SIMON, 1879

9) *Metaphalangium cirtanum* (C. L. KOCH, 1839) (Fig. 4)

Metadasylobus albanicus SCHENKEL, 1947: 12 (Tirana)(see STAREGA, 1973, 1984 for synonymy, but see also COKENDOLPHER, 1990 and CRAWFORD, 1992).

Metaphalangium cirtanum (C. L. KOCH, 1839): STAREGA, 1984: 39 ("Albanien").

Material: Tirana, 08.VI.1995, leg. G.B. (1 ♀, 1 juv.); Tirana Distr., near v. Sauku, 02.VI.1992, leg. S.B. (1 ♀, 1 subad.); Tirana Distr., Durrës, Adriatic coast, bunker walls, 24.V.1993, leg. P.S. and D.Z. (2 subad.); Tirana Distr., 2 km N of Durrës, under stones, 24.V.1993, leg. P.S. and D.Z. (1 juv.).

Distribution: The Mediterranean coast (HADŽI, 1973b; MARTENS, 1978; STAREGA, 1984; COKENDOLPHER, 1990; NOVAK et al., 1995).

10) *Opilio parietinus* (DE GEER, 1778) (Fig. 4)

Opilio parietinus DE GEER: KOLOSVÁRY, 1940: 330 (Albania: "Kula Ljums"); SCHENKEL, 1947: 14 (Tirana); ROEWER, 1956: 294 ("Albanien").

Material: Mt. Prokletie, Distr. Shkodër, v. Bogë, 1000-1100 m a.s.l., 05-09.VI.1993, leg. P.B. and B.P. (1 juv. MHNS: No 399; 4 juv., 1 subad. MHNS: No 408).

Distribution: Widely distributed throughout Europe, W Siberia, Near East, Central Asia, N Anatolia, Caucasus, N (?) Africa; also introduced into the USA, Canada, Tasmania (MARTENS, 1978; STAREGA, 1978, 1984).

11) * *Opilio saxatilis* C. L. KOCH, 1839 (Fig. 4)

Material: Shkodër Distr., v. Bogë, 1000-1100 m a.s.l., 05-09.VI.1993, leg. P.B. and B.P. (8 juv. MHNS: No 402); Tirana Distr., Dajti Mt., 1000 m a.s.l., *Fagus-Acer* forest, under stones, 09.V.1995, leg. S.G., P.S. and B.P. (1 juv.); 3-4 km N Durrës, under stones, 25.V.1993, leg. P.S. and D.Z. (3 juv.); Lushnja Distr., Divjaka National Park, *Pinus halepensis* Mill. and *P. pinea* L. strand forest, under stones, 10.V.1995, leg. S.G., P.S. and B.P. (7 juv.); Vlorë, under stones and soil, 01.V.1994, leg. P.S. and D.Z. (1 juv.); Tepelena, near Drinu river, 03.VI.1995, leg. G.B. (1 ♀, 1 juv.); Vlorë Distr., near Dukati, 450 m a.s.l., leaf litter, 11.V.1995, leg. S.G., P.S. and B.P. (2 juv.); Vlorë Distr., Llogorasë Pass, 1025 m a.s.l., under stones, 11.V.1995, leg. S.G., P.S. and B.P. (1 juv.); Sarandë Distr., Ionian coast, v. Himarë, under stones, 03-04.V.1994, leg. P.S. (1 juv.); Sarandë Distr., Ionian coast, v. Qeparo, under stones, 04-05.V.1994, leg. P.S. (1 juv.); Sarandë Distr., Ionian coast, v. Lukova, under stones, 05.V.1994, leg. P.S. and D.Z. (2 ♂♂, 1 ♀, 2 juv.); the same locality, 05.VI.1995, leg. G.B. (1 ♀); Gjirokastr,

the castle, under stones, 06.V.1994, leg. P.S. (4 juv.); Gjirokaster Distr., v. Vrissara, 07.VI.1992, leg. S.B. (1 ♀ (5.0 mm)); Sarandë Distr., Ionian coast, v. Butrinti, 16.IV.1994, leg. S.B. (1 ♀); Ersekë Distr., Leskovik, 650 m a.s.l., 02.VI.1995, leg. G.B. (1 juv.); Ersekë Distr., v. Barmashi, near Langatitsa river, 02.VI.1995, leg. G.B. (2 juv.); Korçë Distr., v. Kamenice, under stones, 07.V.1994, leg. P.S. (1 juv.).

Distribution: Widely distributed throughout Europe and parts of the East Mediterranean coast (MARTENS, 1978).

12) * *Opilio transversalis* ROEWER, 1956 (Fig. 4)

Material: Sarandë Distr., Ionian coast, v. Butrinti, 04.VI.1995, leg. G.B. (1 ♀).

Distribution: Italy, Slovenia, Montenegro, Greece (GRUBER, 1984, 1988).

13) *Metaplathybunus grandissimus* (C. L. KOCH, 1839) (Fig. 4)

Metadasylobus instratus (L. KOCH): KOLOSVÁRY, 1940: 330 (Albania: "Montes Djalica Ljums"); ROEWER, 1956: 269 ("Albanien")(see MARTENS, 1966 for synonymy);

Metaplathybunus grandissimus: MARTENS, 1966: 357 ("Albanien").

Material: Tirana Distr., Dajti Mt., 1000 m a.s.l., *Fagus-Acer* forest, under stones, 09.V.1995, leg. S.G., P.S. and B.P. (1 juv. (5.8 mm)); Vlorë Distr., near v. Dukati, 450 m a.s.l., leaf litter, 11.V.1995, leg. S.G., P.S. and B.P. (1 juv. (5.8 mm)); the same locality, under stones, 11.V.1995, leg. S.G., P.S. and B.P. (2 ♂); Leskovik, 01.VI.1994, leg.?. (1 ♀ (9.1 mm))(with developed eggs and infected with Gregarina).

Distribution: Montenegro, Greece, Turkey (ROEWER, 1911, 1923, 1956, 1959; MARTENS, 1966; HADŽI, 1973b; RAMBLA, 1976), Georgia (MHEIDZE, 1959, 1964; STAREGA, 1966).

14) * *Metaplathybunus strigosus* (L. KOCH, 1867) (Fig. 4)

Material: Shkodër Distr., Rhadohimës Mt., 1900-2200 m a.s.l., 28.V.1993, leg. P.B. (1 ♀. MHNS: No 411); Shkodër Distr., v. Bogë, Maya Tchardakut Mt., 1200-1400 m a.s.l., 01.VI.1993, leg. P.B. (1 ♀. MHNS: No 409); the same locality, 1600-1800 m a.s.l., 02.VI.1993, leg. P.B. (2 ♀ ♀. MHNS: No 401); Shkodër Distr., v. Bogë, 1000 m a.s.l., 03.-04.VI.1993, leg. B.P. (1 ♀); the same locality, 1000-1100 m a.s.l., 05.-09.VI.1993, leg. P.B. and B.P. (1 ♀. MHNS: No 402); the same locality, upper Camp, 1800-1900 m a.s.l., 20.-23.VI.1993, leg. P.B. and B.P. (1 ♂); Shkodër lake, v. Shiroka, 17.IV.1994, leg. S.B. (1 ♂); Ersekë Distr., Leskovik, 02.VI.1995, pitfall traps, leg. G.B. (1 ♀)(with developed eggs).

Distribution: Montenegro, Dalmatia, Macedonia, "Üsküb" (ROEWER, 1923; HADŽI, 1973a,b; KARAMAN, 1995).

15) * *Metaplathybunus carneluttii* HADŽI, 1973 (Fig. 4)

Material: Shkodër Distr., v. Bogë, Maya Tchardakut Mt., 1200-1400 m a.s.l., 01.VI.1993, leg. P.B. (1 juv. MHNS: No 409); Shkodër Distr., v. Bogë, upper Camp, 1800-1900 m a.s.l., 20.-23.VI.1993, leg. P.B. and B.P. (3 juv. MHNS: No 403); Tirana Distr., Dajti Mt., 1000 m a.s.l., *Fagus-Acer* forest, under stones, 09.V.1995, leg.

S.G., P.S. and B.P. (1 juv.); Tirana Distr., v. Petrela, 350 m a.s.l., ruins, shrub, under stones, 09.V.1995, leg. S.G., P.S. and B.P. (1 ♀).

Distribution: Slovenia, Montenegro (MARTENS, 1978; KARAMAN, 1995).

16) * *Rilaena balcanica* ŠILHAVÝ, 1965 (Fig. 5)

Material: Lushnja Distr., Divjaka National Park, *Pinus halepensis* Mill. and *P. pinea* L. strand forest, under stones, 10.V.1995, leg. S.G., P.S. and B.P. (1 ♂); Vlorë Distr., Llogorasë Pass, 1025 m a.s.l., under stones, 11.V.1995, leg. S.G., P.S. and B.P. (1 ♀).

Distribution: Bulgaria, Greece, former Yugoslavia (STARĚGA, 1976b; MUČALICA, 1988a).

17) *Lacinius horridus* (PANZER, 1794) (Fig. 5)

Lacinius horridus: KOLOSVÁRY, 1940: 330 (Albania: “Montes Djalica Ljums”); MARTENS, 1978: 323 (“Albanien”); STARĚGA, 1976a: 129 (“Albanien”); STARĚGA, 1976b: 359 (“Albanien”);

Lacinius gallipoliensis ROEWER, 1923: KOLOSVÁRY, 1940: 330 (Albania: “Montes Zljeb, Montes Djalica Ljums”); ROEWER, 1957: 330 (“Albanien: Kula Lums”).

Material: Shkodër Distr., v. Bogë, 1000-1100 m a.s.l., 05.-09.VI.1993, leg. P.B. and B.P. (3 juv. MHNS: No 399); Tirana Distr., v. Petrela, 350 m a.s.l., ruins, shrub, under stones, 09.V.1995, leg. S.G., P.S. and B.P. (1 juv.); Lushnja Distr., Divjaka National Park, *Pinus halepensis* Mill. and *P. pinea* L. strand forest, under stones, 10.V.1995, leg. S.G., P.S. and B.P. (1 juv.); Vlorë, under stones and soil, 01.V.1994, leg. P.S. and D.Z. (8 juv.); Vlorë Distr., Ionian coast, near Uji i Ftohte, 01.V.1994, leg. G.B. (1 juv.); Vlorë Distr., near Dukati, 450 m a.s.l., leaf litter, 11.V.1995, leg. S.G., P.S. and B.P. (2 juv.); Sarandë Distr., Ionian coast, v. Dhërmi, under stones, 02.V.1994, leg. P.S. (4 juv.); Sarandë Distr., Ionian coast, v. Qeparo, under stones, 04.-05.V.1994, leg. P.S. (1 juv.); Sarandë Distr., Ionian coast, v. Lukove, under stones, 05.V.1994, leg. P.S. and D.Z. (6 juv.); Sarandë Distr., Ionian coast, v. Butrinti, 04.VI.1995, leg. G.B. (1 juv.); Gjirokaster, the castle, under stones, 06.V.1994, leg. P.S. (3 juv.); 5 km before Leskovik, 01.VI.1994, leg. P.T. (1 juv.); Ersekë Distr., Leskovik-v. Barmashi, near Langatitsa river, 02.VI.1995, leg. G.B. (2 juv.); Korçë Distr., Qarrit Pass, “passage Q. e. Qavvit”, 01.VI.1994, leg. T.I. (1 juv.); Librazhd Distr., above v. Prenjas, 750 m a.s.l., shrub on slope, 07.V.1995, leg. S.G., P.S. and B.P. (7 juv.).

Distribution: Widely distributed throughout Europe (MARTENS, 1978).

Note: STARĚGA (1976b) synonymized *Lacinius gallipoliensis* ROEWER, 1923 with *L. horridus* (PANZER, 1794).

18) * *Lacinius dentiger* (C. L. KOCH, 1848) (Fig. 5)

Material: Shkodër Distr., v. Bogë, 1000-1100 m a.s.l., 05.-09.VI.1993, leg. P.B. and B.P. (9 juv. MHNS: No 399; 1 juv. MHNS: No 402.).

Distribution: Widely distributed throughout Europe (MARTENS, 1978).

19) * *Amilenus aurantiacus* (SIMON, 1881) (Fig. 5)

Material: Shkodër Distr., v. Bogë, Maya Tchardakut Mt., 1200-1400 m a.s.l., 01.VI.1993, leg. P.B. (2 ♂♂. MHNS: No 409); the same locality, 1600-1800 m a.s.l., 02.VI.1993, leg. P.B. (2 ♂♂. MHNS: No 401).

Distribution: France, Germany, Italy, Switzerland, Austria, Slovakia (?), Slovenia, Croatia, Bosnia and Herzegovina, Montenegro, Macedonia, Bulgaria, Greece: Corfu (HADŽI, 1973b; STARĚGA, 1976b; MARTENS, 1969, 1978).

20) *Nelima troglodytes* ROEWER, 1910 (Fig. 5)

Nelima troglodytes ROEWER, 1910: ROEWER, 1923: 914 ("Albanien"); KRATOCHVÍL, 1946: 175 ("od Splitu do Albánie"); KARAMAN, 1995: 62 ("Albanije").

Material: Shkodër Distr., v. Daiç, 100 m in the Kravenice cave, 05.VI.1992, leg. S.B. (2 ♀♀, 6 juv.); the same locality, 06.VI.1992, leg. S.B. (2 ♂♂, 4 ♀♀, 2 juv.).

Distribution: Croatia (Dalmatia), Bosnia, S Herzegovina, Montenegro (HADŽI, 1973b).

Acknowledgements

I thank all of my colleagues for the material provided. I thank Mag. Christian Komposch (Graz, Austria) for the critical review of the manuscript and for valuable comments.

References

- COKENDOLPHER, J.C., 1990: Harvestmen of Egypt (Arachnida: Opiliones). *Serket*, 2, 1, p. 9-13.
- CRAWFORD, R.L., 1992: Catalogue of the genera and type species of the harvestman superfamily Phalangioidea (Arachnida). *Burke Museum Contributions in Anthropology and Natural History*, 8, p. 1-60.
- GRUBER, J., 1974: Ein Beitrag zur Systematik, Morphologie und Bionomie der Gattung *Dicranolasma* Sørensen (Arachnida: Opiliones). Dissertation, Phil. Fak. Univ. Wien.
- GRUBER, J., 1976: Ergebnisse zoologischer Sammelreisen in der Türkei. Zwei neue Nematomatidenarten mit Stridulationsorganen, nebst Anmerkungen zur systematischen Gliederung der Familie (Opiliones, Arachnida). *Annalen des Naturhistorischen Museums*, 80, p. 781-801.
- GRUBER, J., 1984: Über *Opilio canestrinii* (Thorell) und *Opilio transversalis* Roewer (Arachnida: Opiliones, Phalangioidea). *Annalen des Naturhistorischen Museums*, 86B, p. 251-273.
- GRUBER, J., 1988: Neunachweise und Ergänzungen zur Verbreitung von *Opilio canestrinii* (Thorell) und *Opilio transversalis* Roewer. *Annalen des Naturhistorischen Museums*, 90B, p. 361-365.
- HADŽI, J., 1927: Opilioni Schmidtove zbirke. *Glasnik Muzeja društva za Slovenijo*, 7/8, 1, p. 1-14.
- HADŽI, J., 1973a: Novi taksoni suhih južin (Opilionea) v Jugoslaviji. *Rasprave, CI IV. Historia Naturalis et Medicina*, 16, 1, p. 1-120.
- HADŽI, J., 1973b: *Catalogus Faunae Jugoslaviae*. III/4. Opilionea, 23 pp.
- KARAMAN, I., 1995: Fauna opiliona (Arachnida, Opiliones) Durmitorskog područja. M. Sc. Thesis, University of Novi Sad, Novi Sad.

- KOLOSVÁRY, G., 1940: Csiki Ernő állattani kutatásai Albániában. (Explorationes zoologicae ab E. Csiki in Albania peractae). XIX. Spinnen. Opiliones. A Magyar Tudományos Akadémia Balkán-kutatásainak tudományos eredményei I., Budapest, p. 329-332.
- KOMPOSCH, C., 2000: *Trogulus falcipenis*, spec. nov., ein neuer Brettkanker aus den Alpen und dem Dinarischen Gebirge (Arachnida: Opiliones: Troglidae). Spixiana, 23. (in press)
- KRATOCHVÍL, J., 1937: Essai d'une nouvelle classification du genre *Siro*. Věstník Československé zoologické společnosti, 5, p. 1-18.
- KRATOCHVÍL, J., 1946: Přehled jeskynních sekačů Dalmacie a přilehlých částí Bosny, Hercegoviny a Černé Hory. Věstník Československé zoologické společnosti, 10, p. 166-185.
- KRAUS, O., 1961: Die Weberknechte der Iberischen Halbinsel (Arach., Opiliones). Senckenbergiana Biologica, 42, 4, p. 331-363.
- MARTENS, J., 1966: Zoologische Aufsammlungen auf Kreta. III. Opiliones. Annalen des Naturhistorischen Museums, 69, p. 347-362.
- MARTENS, J., 1969: Systematische Stellung von *Amilenus aurantiacus* (Simon) (Opiliones, Phalangiidae). Senckenbergiana Biologica, 50, p. 219-224.
- MARTENS, J., 1978: Spinnentiere, Arachnida: Weberknechte, Opiliones. In SENGLAUB, K., HANNEMANN, H.J., SCHUMANN, H. (eds): Die Tierwelt Deutschlands. 64. G. Fischer, Jena. 464 pp.
- MHEIDZE, T., 1959: Materialy k izuceniyu vidovogo sostava i rasprostraneniya senokoscev v Gruzii. Trudy Tbilisskogo gosud. Universiteta im. Stalina, Tbilisi, 70, p. 109-117. (In Georgian)
- MHEIDZE, T., 1964. Opiliones. In Tierwelt in Grusien, 2: Arthropoda. Tbilisi, p. 117-126. (In Georgian)
- MUČALICA, M., 1988a: The review of fauna of harvestmen (Opiliones, Arachnida): investigations in Yugoslavia. TUB – Dokumentation Kongresse und Tagungen, Berlin, 38, p. 309-315.
- MUČALICA, M., 1988b: A contribution to the study of harvest-men (Opiliones, Arachnida) on the mountains Avala and Fruška gora (Serbia, Yugoslavia). Glasnik prirodjačkog muzeja u Beogradu, B 43/44, p. 193-198.
- NOVAK, T., GRUBER, J., SLANA, L., 1995: A contribution to the knowledge of the harvestmen (Opiliones) from the submediterranean region of Slovenia. Anali za istrske in mediteranske študije, 7, p. 181-192.
- RAFALSKI, J., 1956: Opis *Siro carpathicus* sp. nov. wraz z uwagami o morfologii i systematyce Cyphophthalmi (Opiliones). Sprawozdania Poznańskiego Tow. Przyjaciół Nauk za I i II kwartał 1955, p. 49-52.
- RAMBLA, M., 1976: Opiliones de la Isla Zante. Rapport de la Commission internationale de Mer Méditerranée, 23, 6, p. 27-28.
- ROEWER, C.-F., 1911: Übersicht der Genera der Subfamilie der Phalangiini der Opiliones Palpatores nebst Beschreibung einiger neuer Gattungen und Arten. Archiv für Naturgeschichte, 177, Suppl. 2, p. 1-106.
- ROEWER, C.-F., 1914: Die Familien der Ischyropsalidae und Nemastomatidae der Opiliones-Palpatores. Archiv für Naturgeschichte, 80A, p. 99-169.
- ROEWER, C.-F., 1917: Über Nemastomatiden und ihre Verbreitung. Archiv für Naturgeschichte, 83A, 2, p. 140-160.
- ROEWER, C.-F., 1923: Die Weberknechte der Erde. Systematische Bearbeitung der bisher bekannten Opiliones, Jena, 1116 pp.
- ROEWER, C.-F., 1950: Über Ischyropsalididae und Troglidae. Weitere Weberknechte XV. Senckenbergiana, 31, 1/2, p. 11-56.
- ROEWER, C.-F., 1951: Über Nemastomatiden. Weitere Weberknechte XVI. Senckenbergiana, 32, 1/4, p. 95-153.
- ROEWER, C.-F., 1956: Über Phalangiinae (Phalangiidae, Opiliones Palpatores). Weitere Weberknechte XIX. Senckenbergiana biologica, 37, 3/4, p. 247-318.
- ROEWER, C.-F., 1957: Über Oligolophinae, Caddoinae, Sclerosomatinae, Leiobuninae, Neopilioninae und Leptobuninae (Phalangiidae, Opiliones Palpatores). Weitere Weberknechte XX. Senckenbergiana biologica, 38, 5/6, p. 328-358.
- ROEWER, C.-F., 1959: Die Araneae, Solifuga und Opiliones der Sammlungen des Herrn Dr. K. Lindberg aus Griechenland, Creta, Anatolien, Iran und Indien. Meddelanden från Göteborg Musei zoologiska Avdning, Ser. B, 8, 4, p. 3-47.
- ŠILHAVÝ, V., 1939: Sekáči skupiny *Nemastoma chrysomelas*. Entomologické listy, II, p. 105-114.
- ŠILHAVÝ, V., 1956: Sekáči-Opilionidea., Fauna ČSR 7., ČSAV, Praha, 272 pp.

- SCHENKEL, E., 1947: Einige Mitteilungen über Spinnentiere. *Revue Suisse de Zoologie*, 54, 1, p. 1-16.
- STAREGA, W., 1966: Beitrag zur Kenntnis der Weberknecht-Fauna (Opiliones) der Kaukasusländer. *Annales Zoologici*, 23, 13, p. 387-411.
- STAREGA, W., 1973: Bemerkungen über einige westpaläarktische Weberknechte (Opiliones). *Annales Zoologici*, 30, 12, p. 361-373.
- STAREGA, W., 1976a: Opiliones-Kosarze (Arachnoidea). *Fauna Polski* 5. Warszawa, 197 pp.
- STAREGA, W., 1976b: Die Weberknechte (Opiliones, excl. Sironidae) Bulgariens. *Annales Zoologici*, 33, 18, p. 287-433.
- STAREGA, W., 1978: Katalog der Weberknechte (Opiliones) der Sowjet-Union. *Fragmenta faunistica*, 23, 10, p. 197-241.
- STAREGA, W., 1984: Revision der Phalangiidae (Opiliones), III. Die afrikanischen Gattungen der Phalangiinae, nebst Katalog aller afrikanischen Arten der Familie. *Annales Zoologici*, 38, 1, p. 1-79.
- STRAND, E., 1919: Spinnen und Opiliones aus Griechenland, Albanien und Kleinasien. *Archiv für Naturgeschichte*, 82A, 2, p. 158-167.