

Preliminary notes on the harvestman fauna (Opiliones) of Azerbaijan

Предварительные заметки по фауне сенокосцев (Opiliones) Азербайджана

N.YU. SNEGOVAYA
Н.Ю. СНЕГОВАЯ

Institute of Zoology NAS of Azerbaijan, proezd 1128, kvartal 504, Baku, 370073 Azerbaijan.
email: natali25@yahoo.com

Институт зоологии НАН Азербайджана, проезд 1128, квартал 504, Баку, 370073, Азербайджан.
email: natali25@yahoo.com

ABSTRACT. Faunistic data on the Opiliones of Azerbaijan are presented for 17 species in four families. *Dicranolasma giljarovi* Šilhavý, 1966 is recorded from Azerbaijan for the first time. Diagnostic figures are provided for seven species. For eight species a map with locality records in Azerbaijan is provided.

РЕЗЮМЕ. Приводятся фаунистические данные по Opiliones Азербайджана для 17 видов из четырех семейств. *Dicranolasma giljarovi* Šilhavý, 1966 отмечается для Азербайджана впервые. Для семи видов даны диагностические рисунки. Для восьми видов дана карта с точками находок в Азербайджане.

KEY WORDS: fauna, harvestmen, Opiliones, Azerbaijan.

КЛЮЧЕВЫЕ СЛОВА: фауна, сенокосцы, Opiliones, Азербайджан.

Introduction

Knowledge of the harvestman fauna of Azerbaijan is poor and needs updating. The earlier works by Roewer [1911, 1919, 1923, 1951, 1956], Redikorzev [1936], Morin [1937], Bogachev [1955] and Staręga [1966, 1978, 2003] contain some relevant information about this fauna and list 15 opilionid species: *Acropsopilio talishensis* Morin, 1937 [Morin, 1937; Bogachev, 1955]; *Paranemastoma filipes* (Roewer, 1919) [Roewer, 1919, 1923; Redikorzev, 1936]; *Platybessobius caucasicus* Šilhavý, 1966 [Roewer, 1923; Redikorzev, 1936]; *Opilio coxipunctus* (Soerensen, 1912) [Morin, 1937; Bogachev, 1955]; *O. parietinus* (De Geer, 1778)

[Morin, 1937; Bogachev, 1955]; *O. lederi* Roewer, 1911 [Roewer, 1911, 1923; Morin, 1937; Bogachev, 1955; Staręga, 1978; sub *O. redikorzevi*; 2003]; *O. ejuncidus* Thorell, 1876 [Morin, 1937; Bogachev, 1955]; *O. pallens* Kulczyński, 1901 [Morin, 1937; Bogachev, 1955]; *Paropilio strandi* Nosek, 1905 [Morin, 1937; Bogachev, 1955]; *Phalangium saxatile znojroi* Morin, 1937 [Morin, 1937; Bogachev, 1955]; *P. punctipes* (L. Koch, 1878) [Roewer, 1911, 1923, 1956; Staręga, 1978]; *Eudasylobus nigricoxis znojroi* Morin, 1937 [Morin, 1937; Bogachev, 1955]; *Zachaeus bispinifrons* Roewer, 1911 [Morin, 1937; Bogachev, 1955]; *Platybunus nigrovittatus* Simon, 1879 [Morin, 1937; Bogachev, 1955] and *Rilaena pusilla* (Roewer,

1952) [Starega, 1978]. Many of these records are dubious and need confirmation through reference to pertinent material, which is inaccessible in many cases (e.g., Morin's material).

My recent studies on the Opiliones of Azerbaijan [Snegovaya, 1999, 2002] identified 17 species, eight of which were new records for the area studied: *Trogulus nepaeformis* (Scopoli, 1763); *Dicranolasma giljarovi* Šilhavý, 1966; *D. scabrum* (Herbst, 1799); *Odiellus lendli* (Soerensen, 1894); *Phalangium savignyi* Audouin, 1825; *Zachaeus birulai* Redikorzev, 1936; *Z. crista* (Brulle, 1832) and *Z. anatolicus* (Kulczyński, 1903). It can be assumed, due to its physiogeographic position and the great variety of habitat types, that Azerbaijan will have a much more diverse opilionid fauna than that identified to date.

The aim of this paper is to present new record and habitat data, based on new specimens of Opiliones from different regions of Azerbaijan, collected by a number of people: Drs H. Aliyev (H.A.), E. Guseinov (E.G.), S. Dashdamirov (S.D.), Yu.M. Marusik (Y.M.) and the author (N.S.). The collections treated here are housed in the Arachnological Laboratory of the Zoological Institute of the National Academy of Sciences of Azerbaijan, Baku; abbreviated here as IZB (+ a catalogue No). If I had previously recorded the species [cf. Snegovaya, 1999, 2002], its earlier findings are given under 'Records'; records for eight of the species are shown on the Map.

Survey of species

Family Trogulidae

Trogulus nepaeformis (Scopoli, 1963)
Figs 1–5, Map 1.

MATERIAL. AZERBAIJAN: 1 juv. (IZB, 149), Ismailly, Velyasin, 29.06.2003, N.S.

RECORDS. Azerbaijan, Ismailly [Snegovaya, 2002].

DISTRIBUTION. A widely distributed European species [Martens, 1978]. Azerbaijan is the easternmost record for this species [Snegovaya, 2002].

HABITAT. This species was collected in the litter of mixed forests.

Platybessobius caucasicus Šilhavý, 1966
Map 1.

RECORDS. Lenkoran [Snegovaya, 1999]

DISTRIBUTION. This species is recorded from the Caucasus: Azerbaijan (Lenkoran) [Roewer, 1923; Redikorzev, 1936], Georgia [Starega, 1966], an unknown locality in the north Caucasus [Šilhavý, 1966; Starega, 1966], and from Turkey [Gruber, 1969].

HABITAT. This species occurs in forest litter.

Family Dicranolasmatidae

Dicranolasma giljarovi Šilhavý, 1966
Map 2.

MATERIAL. AZERBAIJAN: 3 ♂♂ (IZB 49), Hyrkan, APO, 500 m a.s.l., 8.06.1996, S.D.; 1 ♀, 2 juv. (IZB 50), Astara, Isti-Su, 3–6.06.1996, S.D.; 1 ♀ (IZB 51), Astara, Isti-Su, 4.06.1996, N.S.; 1 ♂, 1 ♀ (IZB 117, 126), Lenkoran 27–28.05.2003, N.S. & Y.M.

DISTRIBUTION. The northern Caucasus [Šilhavý, 1966], Georgia (Adzharia) [Starega, 1966] and Bulgaria [Starega, 1976], Turkey and Rhodos islands [Šilhavý, 1956; Roewer, 1959; Martens, 1965]. This species is a new record for the fauna of Azerbaijan.

HABITAT. This species was collected from the litter and from under stones in a mixed forest.

Dicranolasma scabrum Herbst, 1799
Figs 6–8, Map 3.

MATERIAL. AZERBAIJAN: 3 ♀♀ (IZB 186), Ismailly, forest near Giz Galasi fortress, 1.10.2003, N.S.

RECORDS. Azerbaijan, Ismailly [Snegovaya, 2002].

DISTRIBUTION. Austria, former Yugoslavia, Hungary, Slovakia, Romania, Bulgaria, Greece [Hadzi, 1973; Starega, 1976; Martens, 1978].

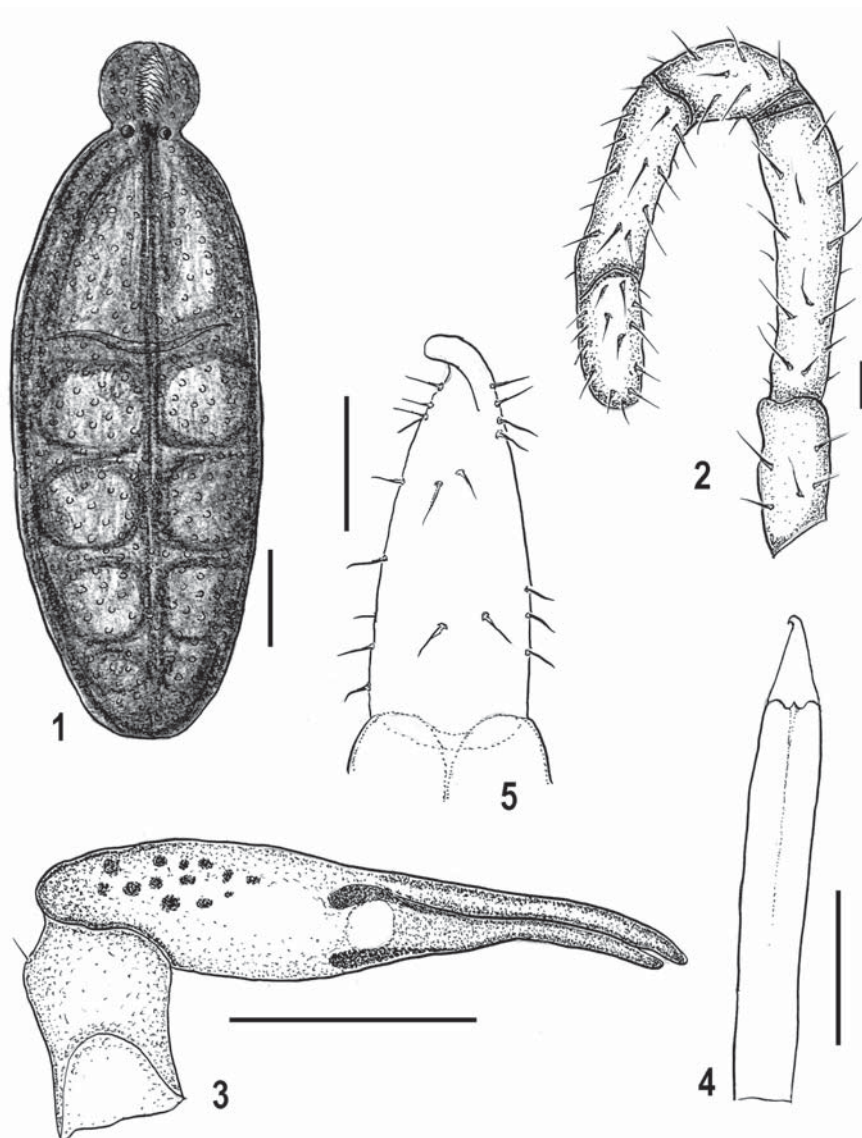
HABITAT. This species was collected from under stones in a mixed forest.

Family Nemastomatidae

Mediostoma sp.
Figs 9–13, Map 2.

Nemastoma lugubre (nec Muller, 1776; misidentified): Snegovaya, 2002: 231.

MATERIAL. AZERBAIJAN: 1 ♀ (IZB 64), Astara, Isti-Su, 3–6.06.1996, S.D.; 2 juv. (IZB 65), Yardimli, Avash, 15–18.06.1996, S.D.; 4 ♂♂, 6 ♀♀, (IZB 67), Lenkoran, Hyrkan, APO, 8.06.1996, 500 m a.s.l., S.D.; 2 ♀♀, 2 juv. (IZB 109), same locality, 25.05.2003, N.S.; 1 ♀, 4 juv. (IZB 148), Ismailly, Velyasin, along river, 29.06.2003, H.A.; 1 ♀ (IZB 164), Ismailly, Khanagi, 25.06.2003, H.A., N.S.; 1 ♂, 1 juv. (IZB 177), Ismailly, Bigir, 25.07.2003, N.S., H.A.; 11 ♂♂, 5 ♀♀, 1 juv. (IZB 185), Ismailly, forest near Giz galasi fortress, 01.10.2003, N.S.



Figs 1–5. *Trogulus nepaeformis* (Scopoli, 1963): 1 — male body, dorsal view; 2 — male palp, lateral view; 3 — male chelicera, lateral view; 4 — penis, dorsal view; 5 — glans of penis, dorsal view. Scales: 1 (1.0 mm), 2–4 (0.5 mm), 5 (0.1 mm).

Рис. 1–5. *Trogulus nepaeformis* (Scopoli, 1963): 1 — тело самца, дорзально; 2 — пальпа самца, дорзально; 3 — хелицера самца, дорзально; 4 — пенис, дорзально; 5 — головка пениса, дорзально. Масштаб: 1 (1,0 мм), 2–4 (0,5 мм), 5 (0,1 мм).

RECORDS. Azerbaijan, Ismailly [Snegovaya, 2002: sub *Nemastoma lugubre*].

HABITAT. This species was collected from the litter and from under stones in a forest.

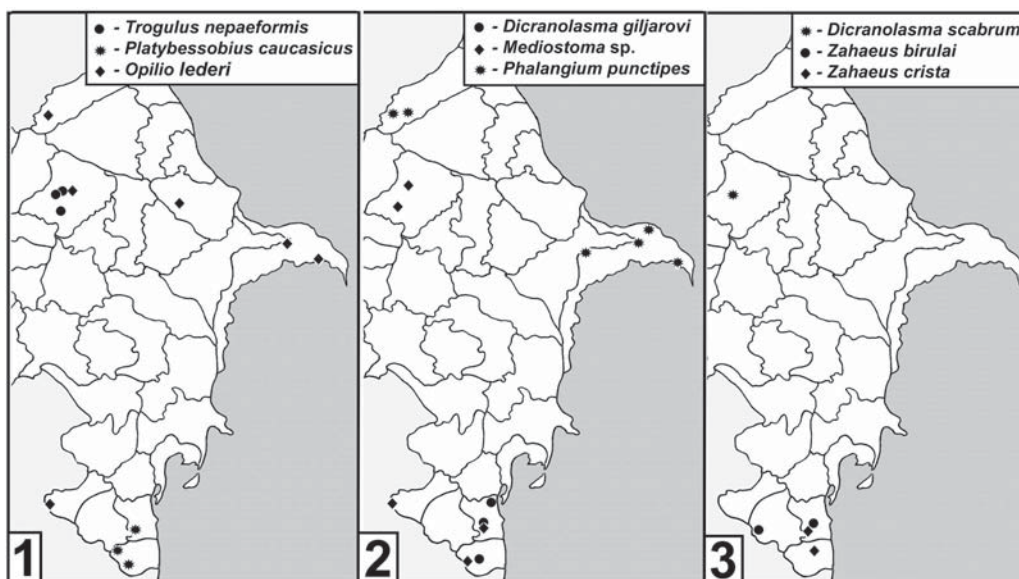
REMARKS. This species differs in penis structure from the related *M. stussineri* described by Simon [1885] and redescribed by Mitov [2002], and seems to belong to a new species.

Mitostoma gracile (Redikorzev, 1936)

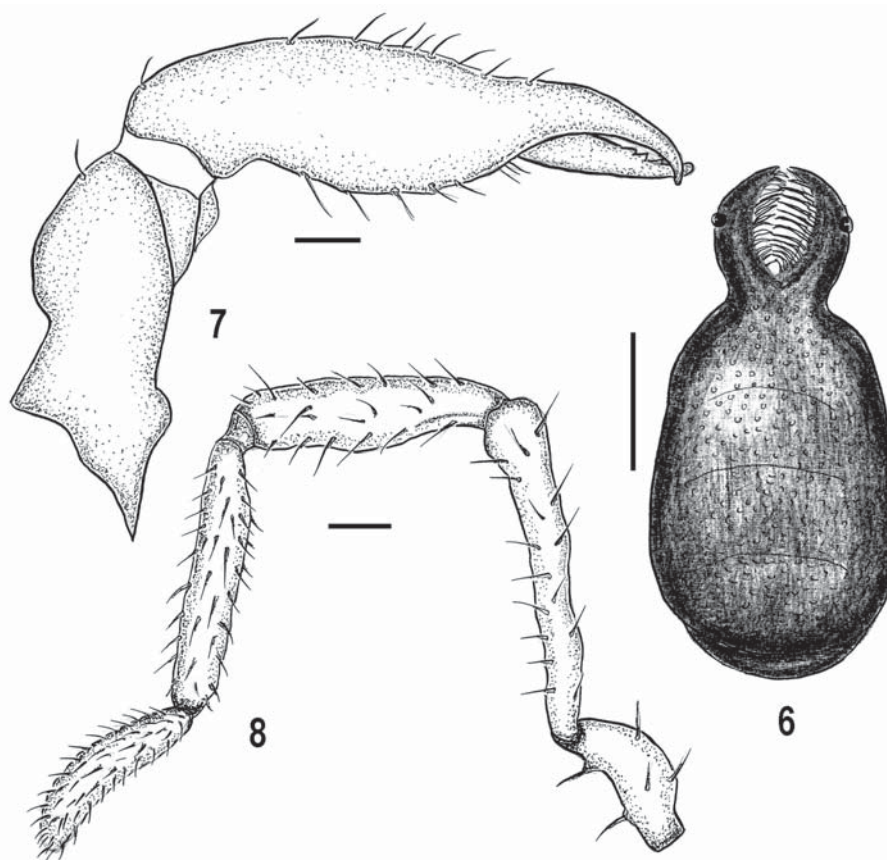
Figs 14–16.

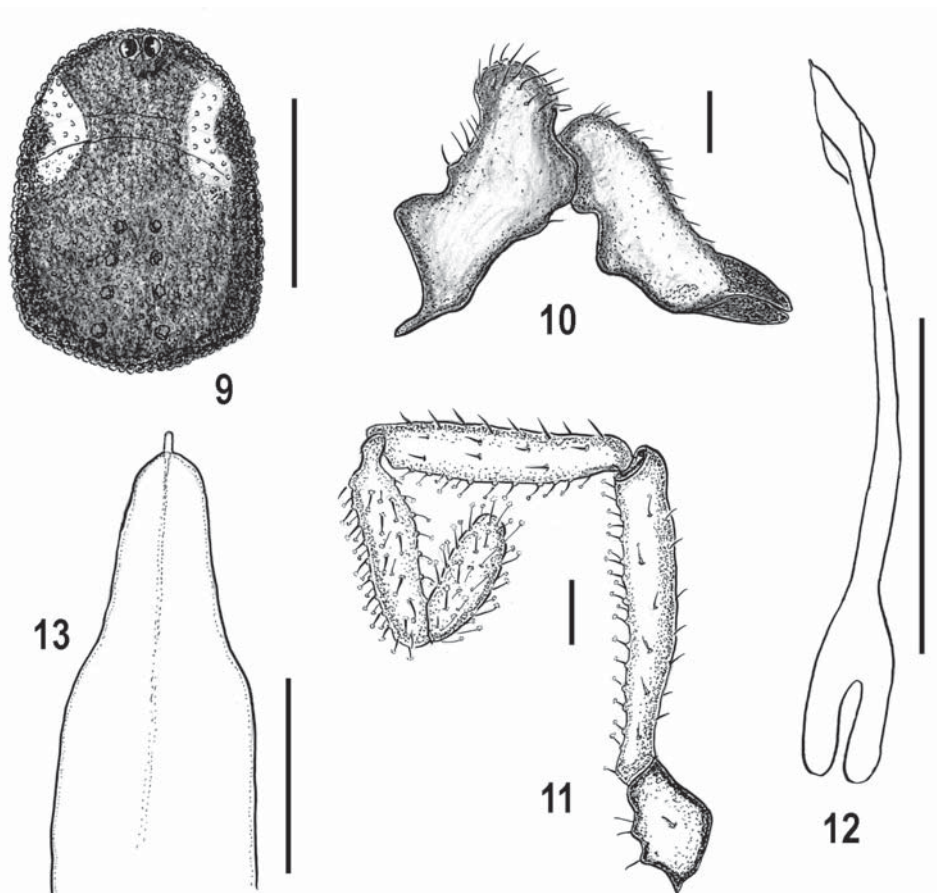
Mitostoma chrysomelas (nec Hermann, 1804; misidentified): Snegovaya, 2002: 230.

RECORDS. Azerbaijan, Ismailly [Snegovaya, 2002: sub *M. chrysomelas*].



Maps 1–3. Collection localities of nine harvestman species in Azerbaijan.
 Карты 1–3. Точки находок девяти видов сенокосцев в Азербайджане.





Figs 9–13. *Mediosstoma* sp.: 9 — male body, dorsal view; 10 — male chelicera, lateral view; 11 — male palp, lateral view; 12 — penis, dorsal view; 13 — glans of penis, dorsal view. Scales: 9, 12 (0.5 mm), 10–11 (0.1 mm), 13 (0.05 mm).

Рис. 9–13. *Mediosstoma* sp.: 9 — тело самца, дорзально; 10 — хелицера самца, дорзально; 11 — пальпа самца, дорзально; 12 — penis, дорзально; 13 — головка пениса, дорзально. Масштаб: 9, 12 (0,5 мм), 10–11 (0,1 мм), 13 (0,05 мм).

DISTRIBUTION. This species is recorded from the Caucasus: Russia [Redikorzev, 1936; Roewer, 1951] and Georgia [Redikorzev, 1936; Mcheidze, 1964; Starega, 1966, 1978].

HABITAT. It was collected from stones near a stream.

Family Phalangiidae

Odiellus lendli (Soerensen, 1894)

Odiellus lendli: Martens, 1978: 343, f. 651–656, 642.

Odiellus bieniaszi: Snegovaya, 1999: 453–454, f. 14–18; 2002: 231; Starega, 1966: 395, f. 9–11; 1978: 213.

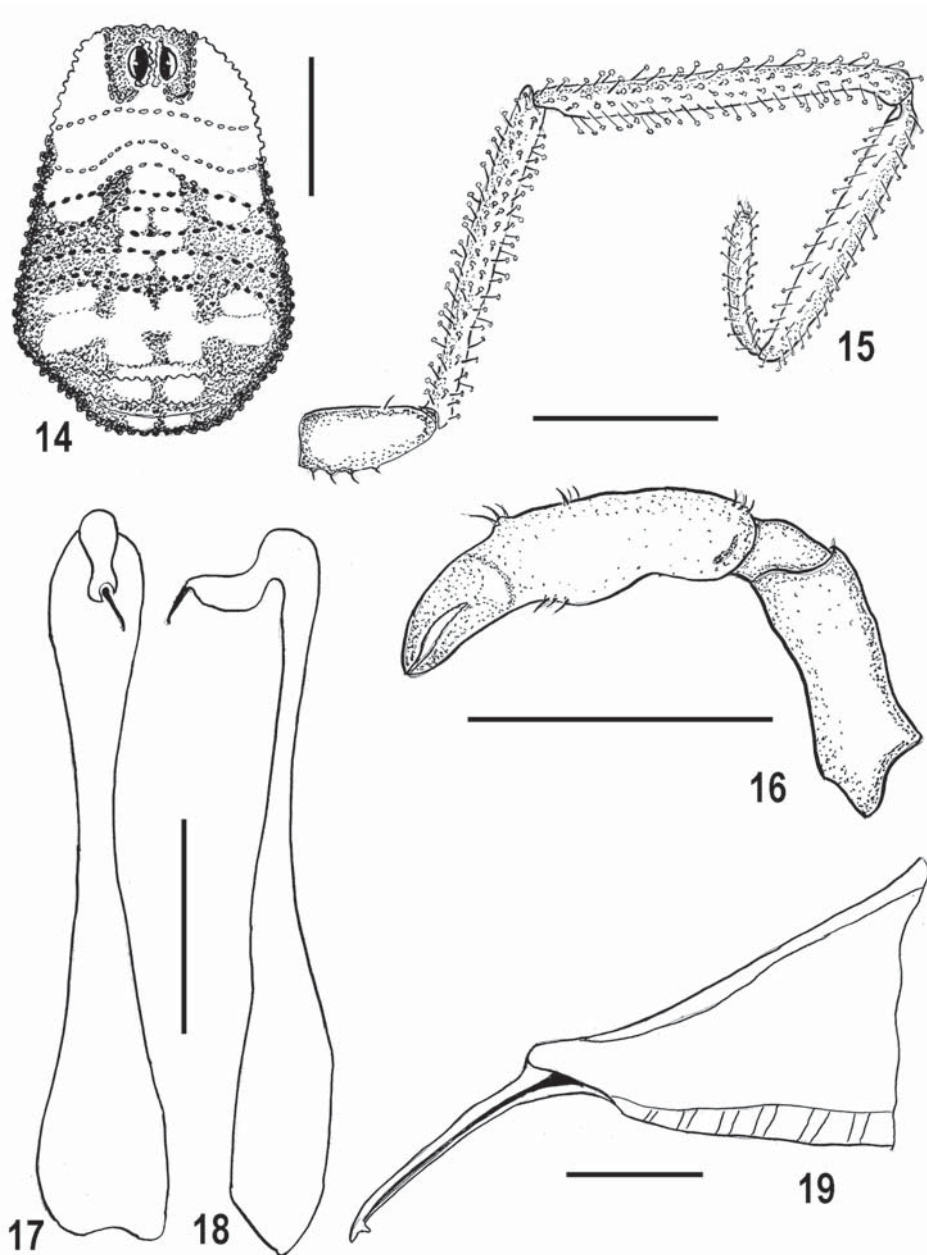
MATERIAL. AZERBAIJAN: 7 juv. (IZB 147), Ismailly, Velyasin, along river, 29.06.2003, H.A., 10 juv. (IZB 175), Ismailly, Khanagi, 23.07.2003, N.S.; 2 ♂♂, 2 ♀♀, 1 juv. (IZB 183), Ismailly, along Ah-Oh-chay River, 30.09.2003, N.S.

RECORDS. Azerbaijan, Turianchay State Reserve [Snegovaya, 1999: sub *Odiellus bieniaszi*]; Ismailly [Snegovaya, 2002; sub *Odiellus bieniaszi*].

DISTRIBUTION. This species is widespread in the east Balkans, the Crimea, the Carpathians, including adjacent regions of Romania and Poland, Bulgaria, as well as throughout the Russian Plain [Starega, 1978]. It is also recorded from the Caucasus (north Ossetia and Georgia) [Šilhavý, 1956].

Figs 6–8. *Dicranolasma scabrum* Herbst, 1799: 6 — female body, dorsal view; 7 — female chelicerae, lateral view; 8 — female palp, dorsal view. Scales: 6 (1.0 mm), 7–8 (0.1 mm).

Рис. 6–8. *Dicranolasma scabrum* Herbst, 1799: 6 — тело самки, дорзально; 7 — хелицера самки, дорзально; 8 — пальпа самки, дорзально. Масштаб: 6 (1,0 мм), 7–8 (0,1 мм).



Figs 14–19. *Mitostoma gracile* (Redikorzev, 1936) (14–16) and *Phalangium savignyi* Audouin, 1825 (17–19): 14 — female body, dorsal view; 15 — female palp, dorsal view; 16 — female chelicera, lateral view; 17 — penis, lateral view; 18 — penis, dorsal view; 19 — glans of penis, lateral view. Scale: 14, 17–18 (1.0 mm), 15–16 (0.5 mm), 19 (0.1 mm).

Рис. 14–19. *Mitostoma gracile* (Redikorzev, 1936) (14–16) и *Phalangium savignyi* Audouin, 1825 (17–19): 14 — тело самки, дорзально; 15 — пальпа самки, дорзально; 16 — хелицера самки, дорзально; 17 — пенис, латерально; 18 — пенис, дорзально; 19 — головка пениса, латерально. Масштаб: 14, 17–18 (1,0 мм), 15–16 (0,5 мм), 19 (0,1 мм).

HABITAT. This species was collected from under stones in a forest glade.

Phalangium savignyi Audouin, 1825
Figs 17–19.

MATERIAL. AZERBAIJAN: 1 ♀ (IZB 118), Lerik, Divagach, 25.05.2003, 1 400 m a.s.l., N.S.; 1 ♂ (IZB 119), Lerik, Divagach, 25.05.2003, 1 400 m a.s.l., N.S.; 1 ♂, 1 juv. (IZB 120), Lerik, near Divagach, near river, 26.05.2003, N.S.; 1 ♀, 1 ♂, 4 juv. (IZB 122), Lerik, Pirasora, 26.05.2003, 1 740–1 900 m a.s.l., N.S.; 4 ♂♂, 10 ♀♀, 1 juv. (IZB 124), Lerik, Pirasora, 25.05.2003, 1 740–1 900 m a.s.l., N.S.

RECORDS. Azerbaijan, Lenkoran [Snegovaya, 1999].

DISTRIBUTION. Egypt, Jordan, Israel [Starega, 1967, 1973] and the Caucasus [Snegovaya, 1999].

REMARKS. The records of *P. savignyi* from Azerbaijan seem to belong to a separate, closely related species. The studied specimens differ from the available descriptions of *P. savignyi* by possessing spines over their entire body surface. This problem will be considered in more detail elsewhere.

HABITAT. This species was collected on stones in open mountain steppe.

Zachaeus birulai Redikorzev, 1936
Map 3.

RECORDS. Azerbaijan, Lenkoran [Snegovaya, 1999].

DISTRIBUTION. This seems to be a trans-Caucasian species reported to date from Georgia [Redikorzev, 1936; Mcheidze, 1959, 1964], Armenia [Starega, 1978] and Azerbaijan [present data].

HABITAT. This species was collected under stones, in grass.

Zachaeus crista (Brullé, 1832)
Figs 20–25, Map 3.

RECORDS. Azerbaijan, Lenkoran [Snegovaya, 1999].

DISTRIBUTION. A Mediterranean species, already recorded from Azerbaijan [Snegovaya, 1999].

HABITAT. This species was collected under stones, in grass.

Zachaeus anatolicus Kulczyński, 1903

MATERIAL. AZERBAIJAN: 2 ♀♀ (IZB 163), Ismailly, Khanagi, 25.06.2003, N.S.; 2 ♂♂, 2 ♀♀ (IZB 165), Ismailly, Khanagi, 25.06.2003, N.S.; 1 ♀ (IZB 174), Ismailly, Khanagi, 25.06.2003, N.S.; 1 ♀ (IZB 176), Ismailly, Bigir, 25.07.2003, N.S.

RECORDS. Azerbaijan, Ismailly [Snegovaya, 2002].

DISTRIBUTION. Turkey, Greece, former Yugoslavia, Bulgaria [Starega, 1978].

HABITAT. This species was collected from under stones in open sites.

Opilio cf. dinaricus Šilhavý, 1938
Figs 26–31.

MATERIAL. 4 ♂♂ (IZB 69), Khachmas, Sabiroba, 8.11.1987; 2 ♂♂ (IZB 70), Khachmas, Sabiroba, 8.11.1987; 1 ♀ (IZB 71), Khachmas, Sabiroba, 8.11.1987; 2 ♀♀ (IZB 72), Khachmas, Sabiroba, 8.11.1987; 1 ♀ (IZB 73), Khachmas, Murshudaba, 12.10.1986; 1 ♀, 3 juv. (IZB 74), Khachmas, Sabiroba, 8.11.1987; 1 ♂ (IZB 75), Khachmas, Murshudaba, 12.10.1986; 1 ♂ (IZB 76), Khachmas, Murshudaba, 12.10.1986; 1 ♀ (IZB 77), Khachmas, Sabiroba, 8.11.1987.

DISTRIBUTION. True *O. dinaricus* is known from Poland, Germany, Slovakia, the former Yugoslavia, Romania, Bulgaria, and the European part of Russia [Rafalski, 1962].

HABITAT. This species was collected on tree trunks.

REMARKS. This species is closest to *O. dinaricus*, but differs from the description by Martens [1978] in penis shape, viz., it lacks a concavity in the basal region (Fig. 29). To confirm or reject the above identification, the specimens need to be compared with material from Europe, which was unavailable to the author at the time of writing.

Opilio lederi Roewer, 1911
Map 1.

Opilio redikorzevi Roewer, 1956: Snegovaya, 1999: 455, f. 19–23; 2002: 231. Synonymized with *O. lederi* by Starega [2003].

MATERIAL. AZERBAIJAN: 7 ♂♂, 8 ♀♀, 3 juv. (IZB 92), Alti-Agach, June 1998, N.S.

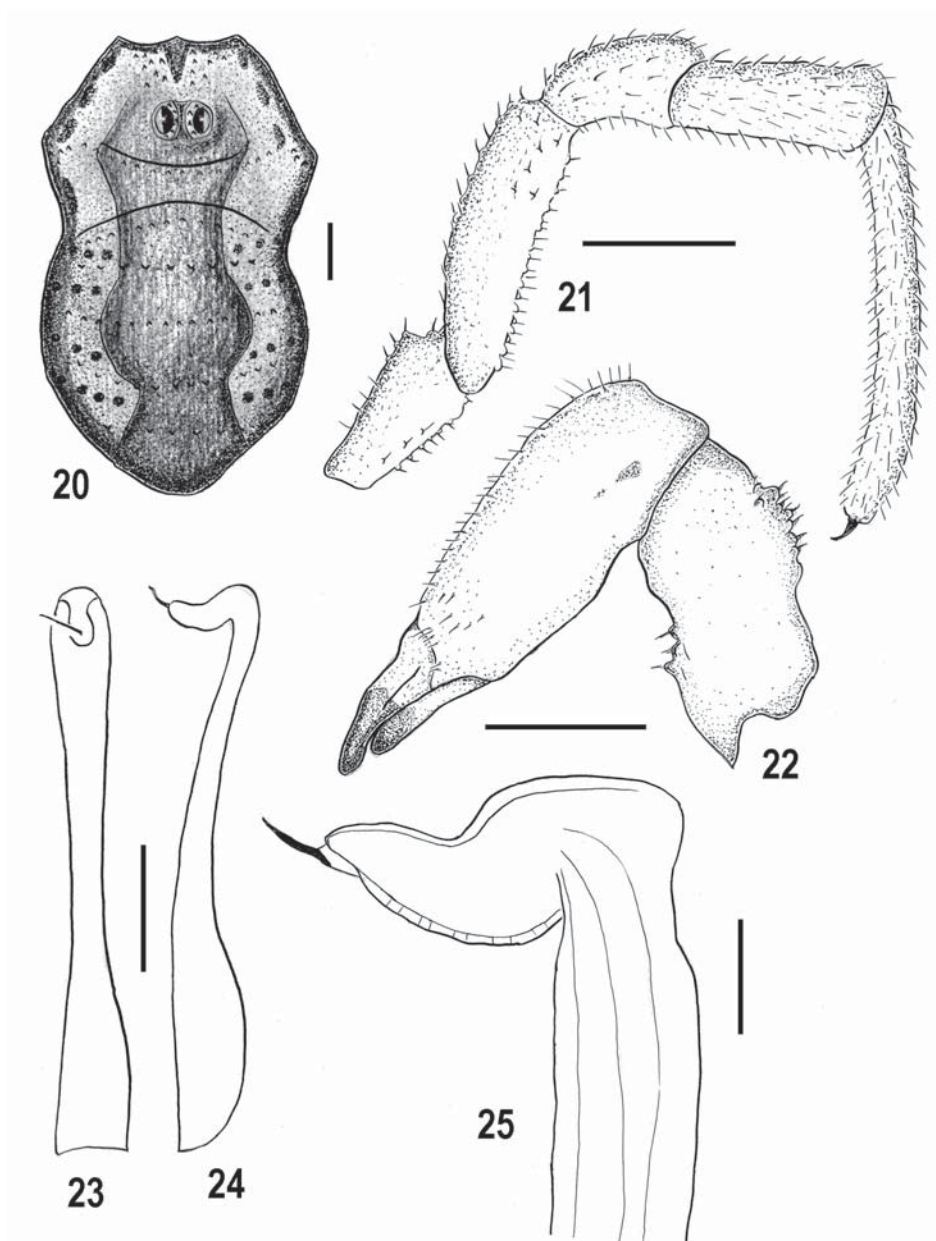
RECORDS. Azerbaijan, Shamkhor, Gusar (as Kussari, the type locality), Jafarkhan (as Djafarkhan) [Roewer, 1911; Starega, 2003], Absheron, Lenkoran [Snegovaya, 1999: sub *O. redikorzevi*] and Ismailly [Snegovaya 2002; sub *O. redikorzevi*].

DISTRIBUTION. Ukraine (the Crimea), Armenia and Azerbaijan [Redikorzev, 1936; Roewer, 1952; Starega, 1978, 2003].

HABITAT. This species was collected from under stones in open sites.

Opilio parietinus (De Geer, 1778)

MATERIAL. AZERBAIJAN: 1 ♂, 1 ♀, 7 juv. (IZB 78), Gusari, near Laza, 4.08.2001, N.S.; 7 ♂♂, 3 ♀♀ (IZB 79), near Shakhdag Mts., 3 000 m a.s.l., H.A., E.G., N.S.;



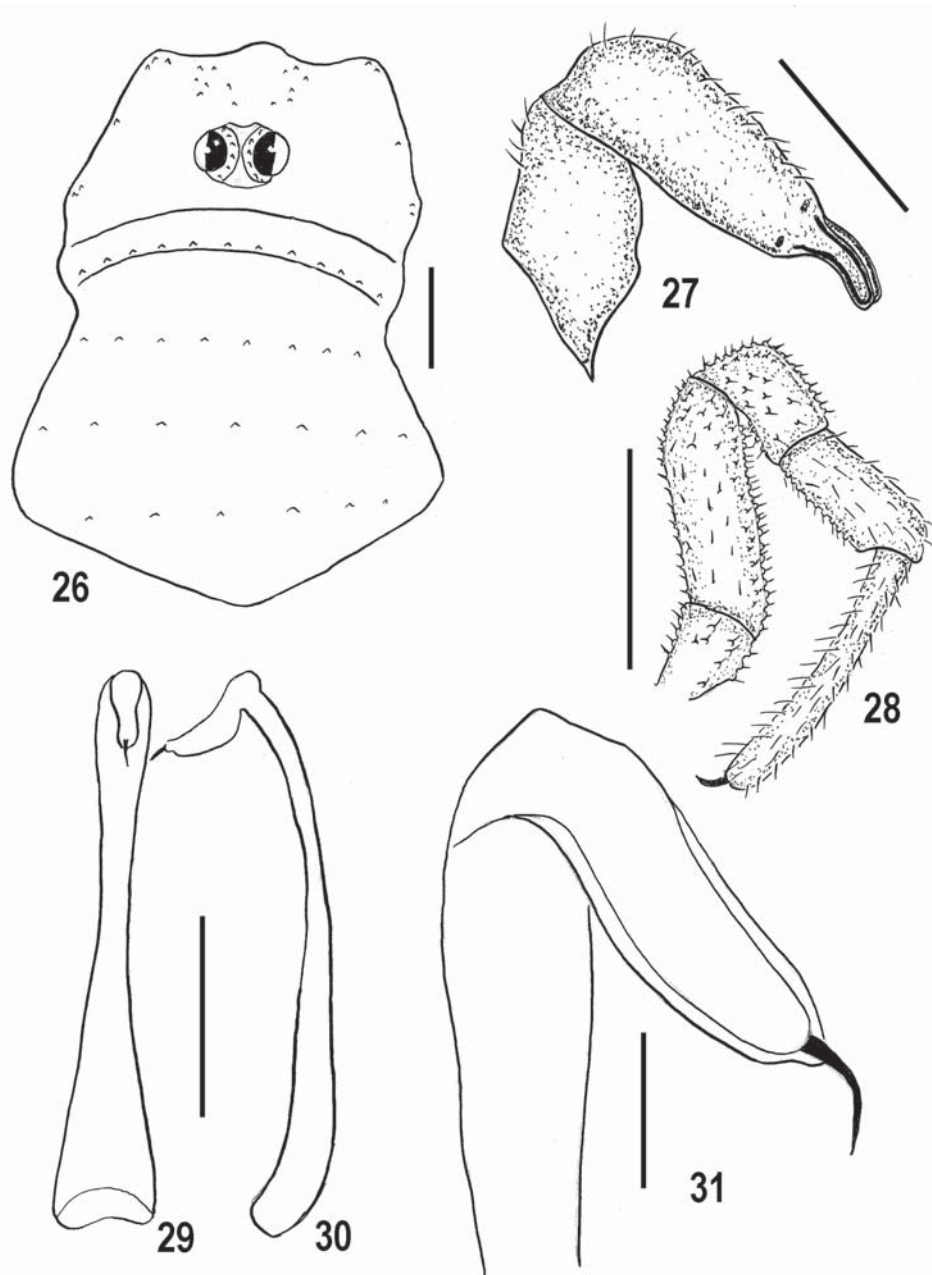
Figs 20–25. *Zachaeus crista* (Brullé, 1832): 20 — male body, dorsal view; 21 — male palp, lateral view; 22 — male chelicera, lateral view; 23 — penis, dorsal view; 24 — penis, lateral view; 25 — glans of penis, lateral view. Scale: 20, 22–24 (1.0 mm), 21 (0.5 mm), 25 (0.1 mm).

Рис. 20–25. *Zachaeus crista* (Brullé, 1832): 20 — тело самца, дорзально; 21 — пальпа самца, дорзально; 22 — хелицера самца, дорзально; 23 — пенис, дорзально; 24 — пенис, латерально; 25 — головка пениса, латерально. Масштаб: 20, 22–24 (1,0 мм), 21 (0,5 мм), 25 (0,1 мм).

2 ♂♂, 1 ♀♀, 4 juv. (IZB 81), Gusari, Lasa, 1 800 m a.s.l., near Kusarchay River, 7.08.2001, N.S.; 1 ♂, 2 juv. (IZB 82), Gabala, Dolama, 10.08.2001, N.S.; 1 ♀, 8 juv. (IZB 83), Gusari, Lasa, 6.08.2001, N.S.; 2 ♂♂, 2 ♀♀, 4 juv. (IZB 85), Gusari, Laza, 6.08.2001, N.S.; 2 ♂♂, 2 ♀♀, 2

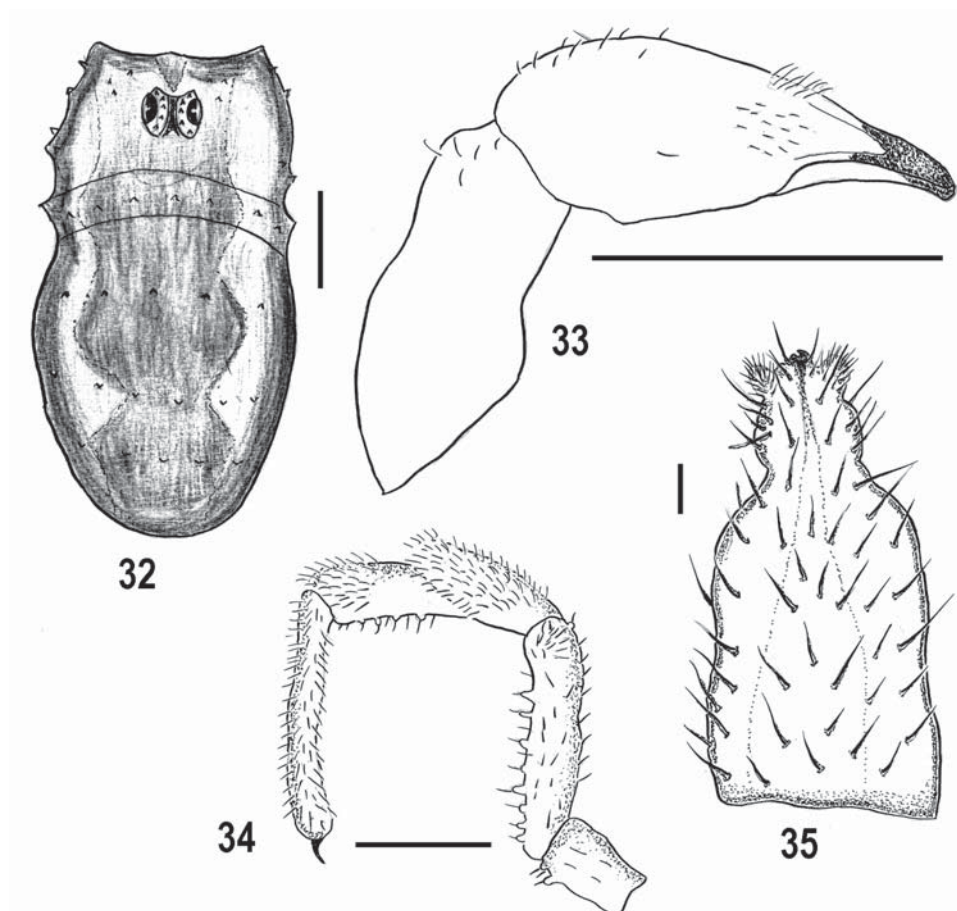
juv. (IZB 184), Ismailly, along Ah-Oh-chay River, 30.09.2003, N.S., H.A.; 1 ♂, 1 juv. (IZB 188), Ismailly, Gurbanefendi village, 02.10.2003, N.S., H.A.

RECORDS. Azerbaijan, Lenkoran [Snegovaya, 1999].



Figs 26–31. *Opilio cf. dinaricus* Šilhavý, 1938: 26 — male body, dorsal view; 27 — male chelicera, lateral view; 28 — male palp, lateral view; 29 — penis, dorsal view; 30 — penis, lateral view; 31 — glans of penis, lateral view. Scale: 26, 28–30 (1.0 mm), 27 (0.5 mm), 31 (0.1 mm).

Рис. 26–31. *Opilio cf. dinaricus* Šilhavý, 1938: 26 — тело самца, дорзально; 27 — хелицера самца, дорзально; 28 — пальпа самца, дорзально; 29 — пенис, дорзально; 30 — пенис, латерально; 31 — головка пениса, латерально. Масштаб: 26, 28–30 (1,0 мм), 27 (0,5 мм), 31 (0,1 мм).



Figs 32–35. *Rilaena triangularis* (Herbst, 1799): 32 — female body, dorsal view; 33 — female chelicera, lateral view; 34 — female palp, lateral view; 35 — ovipositor, dorsal view. Scale: 32 (1.0 mm), 33–34 (0.5 mm), 35 (0.1 mm).

Рис. 32–35. *Rilaena triangularis* (Herbst, 1799): 32 — тело самки, дорзально; 33 — хелицера самки, дорзально; 34 — пальпа самки, дорзально; 35 — яйцеклад, дорзально. Масштаб: 32 (1.0 мм), 33–34 (0,5 мм), 35 (0,1 мм).

DISTRIBUTION. This is a Holarctic synanthropic species, already recorded from the Caucasus [Mcheidze, 1959, 1962, 1964; Starega, 1966; Redikorzev, 1936].

HABITAT. This species was collected from under stones in open sites.

Phalangium punctipes C.L. Koch, 1878
Map 2.

MATERIAL. AZERBAIJAN: 1 ♂ (IZB 84), near Shakhdag Mts., 3 000 m a.s.l., H.A., E.G., N.S.; 2 ♀ (IZB 86), Gusari, Laza, 6.08.2001, N.S.; 4 ♂♂, 4 ♀♀ (IZB 134), Gobustan, near BTC pipe-line, 17–21.04.2003; 2 ♂♂, 10 juv. (IZB 138), Absheron, near Institute of Zoology, 7.04.2003, N.S.

RECORDS. Azerbaijan, Absheron [Snegovaya, 1999].

DISTRIBUTION. Russia, Georgia, Armenia, Azerbaijan, Turkey, Israel, Syria [L. Koch, 1878; Roewer, 1911, 1923; Mcheidze, 1959, 1964; Starega, 1966, 1967].

HABITAT. This species was collected from open grassy areas.

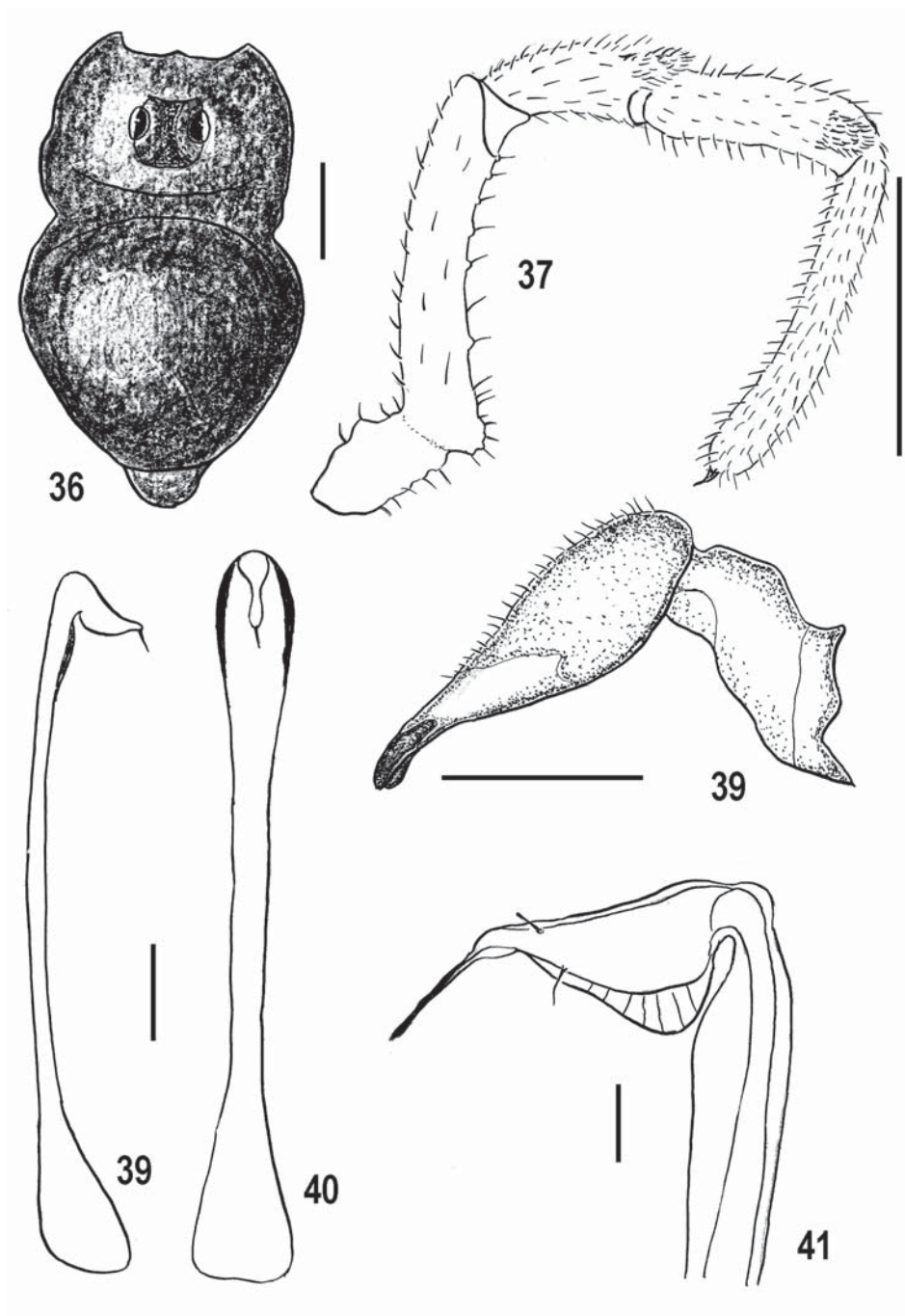
Rilaena triangularis (Herbst, 1799)
Figs 32–35.

Platybunus pinetorum (nec C.L. Koch, 1839; misidentified) : Snegovaya 2002: 231.

MATERIAL. AZERBAIJAN: 2 ♀♀ (IZB 150), Ismailly, Velyasin, 29.06.2003, N.S.; 10 ♀♀, 1 juv. (IZB 170), Ismailly, near Velyasin, 27.06.2003, N.S.

RECORDS. Azerbaijan, Ismailly [Snegovaya, 2002: sub *Platybunus pinetorum*].

DISTRIBUTION. This is a widespread European species [Martens, 1978; Starega, 1978].



Figs 36–41. *Rilaena pusilla* Roewer, 1952: 36 — male body, dorsal view; 37 — male chelicera, lateral view; 38 — male palp, lateral view; 39 — penis, lateral view; 40 — penis, dorsal view; 41 — glans of penis, lateral view. Scale: 36–37 (1.0 mm), 38–40 (0.5 mm), 41 (0.1 mm).

Рис. 36–41. *Rilaena pusilla* Roewer, 1952: 36 — тело самца, дорзально; 37 — хелицера самца, дорзально; 38 — пальпа самца, дорзально; 39 — пенис, латерально; 40 — пенис, дорзально; 41 — головка пениса, латерально. Масштаб: 36–37 (1,0 мм), 38–40 (0,5 мм), 41 (0,1 мм).

HABITAT. This species was collected in grass and on tree trunks.

Rilaena pusilla Roewer, 1952
Figs 36–41.

MATERIAL. AZERBAIJAN: 2 ♂♂ (IZB 110), Lenkoran, Hyrkan, APO, 25.05.2003, N.S.; 2 ♂♂ (IZB 113), Lenkoran, Hyrkan, Parakend, 23.05.2003, N.S.; 2 ♂♂ (IZB 116), Lenkoran, 27.05.2003, N.S.

RECORDS. Azerbaijan, Lenkoran [Snegovaya, 1999].

DISTRIBUTION. Azerbaijan, Iran [Redikorzev, 1936; Roewer, 1952, 1956; Staręga, 1973].

HABITAT. This species was collected from trees.

ACKNOWLEDGEMENTS. I thank my colleagues Drs H.A. Aliev, E.G. Guseinov, S.D. Dashdamirov and Yu.M. Marusik, who kindly provided specimens for identification. Dr. D.V. Logunov (Manchester, UK) is thanked for critical comments and help during preparation of the manuscript.

References

- Bogachev A.A. 1951. Opiliones // Alizade A.N. *et al.* (eds.), Animal World of Azerbaijan. Baku: Inst. Zool. AS AzSSR. S.405–406 [in Russian].
- Gruber J. 1969. Ergebnisse des österreichisch-türkischen Anatolien Expeditionen 9. — Weberknechte der Familien Sironidae und Trogludidae aus der Türkei (Opiliones, Arachnida) // Rev. Fac. Sci. Univ. Istanbul. Ser. B Sci. Nat. Vol.34. No.1/2. P.75–88.
- Hadzi J. 1973. Opilionidea // Catalogus faunae jugoslaviae. S.A.Z.U. (Ljubljana). Vol.3. No.4. P.1–24.
- Koch L. 1878. Kaukasische Arachnoideen // Schneider O. (ed.), Naturwiss. Beitr. Kenntn. Kaukasusländer. Dresden. Bd.1–2. S.36–70.
- Martens J. 1965. Über südägäische Weberknechte der Inseln Karpathos, Rhodos und Kos (Arachnoidea, Opiliones) // Senckenbergiana Biol. Bd.46. Hft.1. S.61–79.
- Martens J. 1978. Spinnentiere, Arachnida: Weberknechte, Opiliones // Die Tierwelt Deutschlands. Jena: G. Fischer Verlag. Bd.64. S.1–464.
- Mcheidze T. 1959. [Material towards a study of species composition and distribution of the harvestmen of Georgia] // Tr. Tbilis. Gos. Univ. T.70. S.109–117 [in Georgian].
- Mcheidze T. 1962. [A study of Arachnoidea from the Charagul district] // Tr. Tbilis. Gos. Univ. T.72. S.183–189 [in Georgian].
- Mcheidze T. 1964. Opiliones // [Animal world of Georgia]. Vol.2. Arthropoda. Tbilisi. P.117–126 [in Georgian].
- Mitov P. 2002. Rare and endemic harvestmen (Opiliones, Arachnida) species from the Balkan Peninsula. I. On *Mediostoma stussineri* (Simon 1885) (Nemastomatidae) — a new species and genus for the Bulgarian fauna // Linzer Boil. Beitr. Vol.34. No.2. P.1639–1648.
- Morin S.M. 1937. Caucasus opiliones-kosari // Tr. Odess. Gos. Univ. Otd. Biol. Nauk. No.2. (not seen, cited after Bogachev [1951]).
- Rafalski J. 1962. [*Opilio dinaricus* Šilhavý, a little known species of harvestman (Opiliones)] // Stud. Soc. Sci. Torunensis Torun-Polonia. Sec. E. (Zool.). Vol.6. Nr.5. P.1–12 [in Polish].
- Redikorzev V. 1936. [Materials on the Opiliones fauna of the USSR] // Trudy Zool. Inst. AN SSSR. T.3. S.33–57 [in Russian].
- Roewer C.F. 1911. Übersicht der Genera der Subfamilie der Phalangiini der Opiliones Palpatores nebst Beschreibung einiger neuer Gattungen und Arten // Arch. Naturgesch. (Part I). Bd.77 (Suppl. 2). S.1–106.
- Roewer C.F. 1919. Über Nemastomatiden und ihre Verbreitung // Arch. Naturgesch. Bd.83A. Hft.2. S.140–160.
- Roewer C.F. 1923. Die Weberknechte der Erde Systematische Bearbeitung der bisher bekannten Opiliones. Jena: Gustav Fischer. 1116 S.
- Roewer C.F. 1951. Über Nemastomatiden. Weitere Weberknechte XVI // Senckenbergiana Biol. Bd.32. Hft.1/4. S.95–153.
- Roewer C.F. 1952. Die Solfugen und Opilioniden der Österreichischen Iran expedition 1949–1950 // S.B. ost. Akad. Wiss. Math. Naturw. Kl. I. Wien. Bd.161. Hft.7. S.509–516.
- Roewer C.F. 1956. Über Phalangiinae (Phalangiidae, Opiliones, Palpatores). Weitere Weberknechte XIX // Senckenbergiana Biol. Bd.37. Hft.3/4. S.247–318.
- Roewer C.F. 1959. Die Araneae, Solifuga und Opiliones der Sammlungen des Dr. K. Lindberg aus Griechenland, Creta, Anatolien, Iran und Indien // Medd. Göteborg Mus. Zool. Avd. Ser.B. Bd.8. Hft.4. S.3–47.
- Šilhavý V. 1956. Sekáci-Opilionidea. Fauna CSR, No. 7. Prague: Československa Akademie Ved. 272 p.
- Šilhavý V. 1966. Über die Genitalmorphologie der Nemastomatidae (Arach., Opiliones) // Senckenbergiana Biol. Bd.47. S.67–72.
- Simon E. 1885. Arachnides recueillis dans la valle de Tempe et sur le mont Ossa (Thessalie) par M. A. Dr. J. Stussiner (de Laibach) // Ann. Soc. Ent. Fr. Vol.(6)5. P.207–217.
- Snegovaya N.Yu. 1999. Contribution to the Harvest spider (Arachnida, Opiliones) fauna of the Caucasus // Turkish J. Zool. Vol.23. P.453–459.
- Snegovaya N.Yu. 2002. [The harvestmen (Arachnida, Opiliones) of Ismailly State Reserve] // Abdurakhmanov G.M. *et al.* (eds.). VI International Conference “Biodiversity of Caucasus” (Makhachkala, Russia). P.230–231 [in Russian].
- Staręga W. 1966. Beitrag zur Kenntnis der Weberknecht-Fauna (Opiliones) der Kaukasusländer // Ann. Zool. (Warsaw). Vol.23. No.13. P.387–411.
- Staręga W. 1967. Einige Weberknecht-Arten (Opiliones) aus Israel // Israel J. Zool. Vol.15. No.2. P.57–63.
- Staręga W. 1973. Beitrag zur Kenntnis der Weberknechte (Opiliones) des Nahen Ostens // Ann. Zool. (Warsaw). Vol.30. No.6. P.129–153.
- Staręga W. 1976. Die Weberknechte (Opiliones, excl. Sironidae) Bulgariens // Ann. Zool. (Warsaw). Vol.33. No.18. P.287–433.
- Staręga W. 1978. Katalog der Weberknechte (Opiliones) der Sowjet-Union // Fragm. Faun. Vol.23. No.10. P.197–234.
- Staręga W. 2003. On the identity and synonymies of some Asiatic Opilioninae (Opiliones: Phalangiidae) // Acta Arachnol. Vol.52. No.2. P.91–102.